


WizFi360-C Datasheet

(Version 1.0)



<http://www.wiznet.io>

Document Revision History

Date	Revision	Changes
2019-07-24	0.9	Temporary Release
2019-08-23	1.0	Initial Release

Table of Contents

1. Overview.....	4
2. Features.....	4
2.1. WizFi360.....	4
2.2. ETC.....	5
3. Block diagram.....	5
4. Pinout.....	6
5. Schematic & Partlist	7
6. Dimension.....	7

1. Overview

This document describes WizFi360io-C. The operating voltage of the WizFi360io-C and the UART voltage are 5V. WizFi360io-C can connect the UART interface to the connector. The part name of the connector mounted on WizFi360io-C is "SMW200-06". The cable connector that can be connected to "SMW200-06" is "SMH200-06".

WizFi360 is a low cost and low-power consumption industrial-grade WiFi module. It is compatible with IEEE802.11 b/g/n standard and supports SoftAP, Station and SoftAP+Station modes. The serial port baud rate can be up to 2Mbps, which can meet the requirement of various applications.

2. Features

2.1. WizFi360

- WiFi 2.4G, 802.11 b/g/n
- Support Station / SoftAP / SoftAP+Station operation modes
- Support "Data pass-through" and "AT command data transfer" mode
- Support serial AT command configuration
- Support TCP Server / TCP Client / UDP operating mode
- Support configuration of operating channel 0 ~ 13
- Support auto 20MHz / 40MHz bandwidth
- Support WPA_PSK / WPA2_PSK encryption
- Serial port baud rate up from 600bps to 2Mbps with 16 common values
- Support up to 5 TCP / UDP links
- Obtaining IP address automatically from the DHCP server (Station mode)
- DHCP service for Wireless LAN clients (AP mode)
- Support DNS for communication with servers by domain name
- Support "Keep-Alive" to monitor TCP connection
- Support "Ping" for monitoring network status
- Built-in SNTP client for receiving the network time
- Support built-in unique MAC address and user configurable
- Support firmware upgrade by UART Download / OTA (via WLAN)
- Industrial grade (operating temperature range: -40 ° C - 85 ° C)
- CE, FCC, KC certification

2.2. ETC

- 5V Operating Voltage
 - Built-in LDO
 - WizFi360 operates at 3.3V
- 5V voltage level UART
 - Built-in Level Shifters
 - WizFi360 operates at 3.3V
- SMW200-06 Mounted
 - Cable side connector is SMH200-06

3. Block diagram

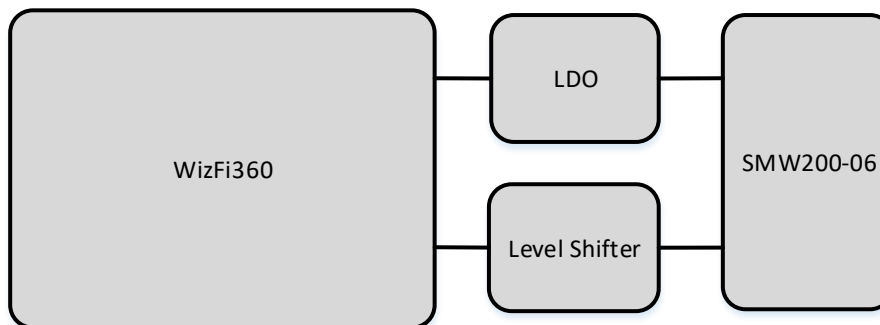


Figure 1. WizFi360io-C Blockdiagram

4. Pinout



Figure 2. WIZnet WizFi360io-C Pinout

No	Name	Type	Description
1	5V	P	Power supply (5V)
2	GND	P	Ground
3	RXD	I	UART Receive
4	TXD	O	UART Transmit
5	RST	I	Reset (Active Low)
6	GND	P	Ground

Table 1. WIZnet WizFi360io-C Pin Description

5. Schematic & Partlist

https://github.com/Wiznet/Hardware-Files-of-WIZnet/tree/master/07_WizFi_Module/WizFi360io-C

6. Dimension

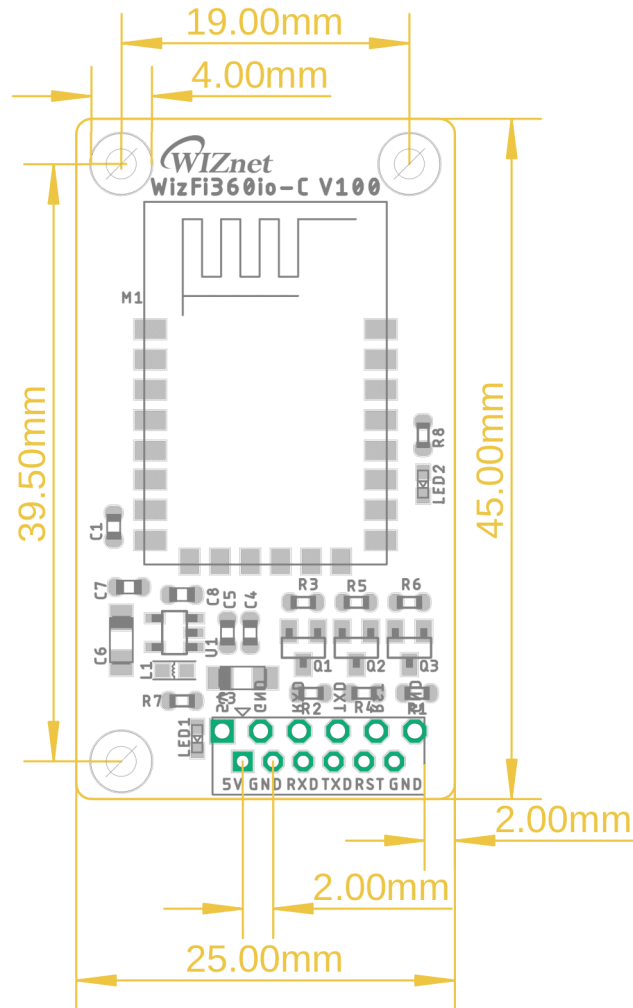


Figure 3. WizFi360io-C Dimension

Copyright Notice

Copyright 2019 WIZnet Co., Ltd. All Rights Reserved.

Technical Support: <https://forum.wiznet.io/>

Sales & Distribution: sales@wiznet.io

For more information, visit our website at <http://www.wiznet.io/>